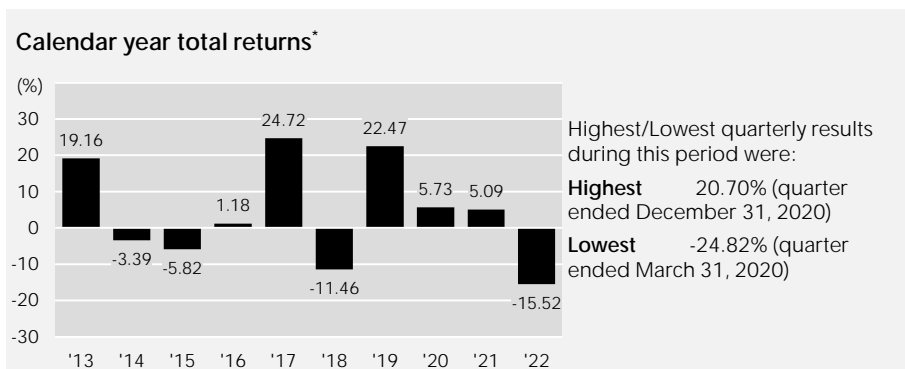

International Growth and Income Fund

Table of contents

International Growth and Income Fund	1	Investment objectives, strategies and risks	4
		Management and organization	7
		Purchases and redemptions of shares	12
		Plan of distribution	14
		Other compensation to dealers	15
		Fund expenses	16
		Investment results	16
		Distributions and taxes	16

Principal risks This section describes the principal risks associated with investing in the fund. You may lose money by investing in the fund. The likelihood of loss may be greater if you invest for a sh

Investment results The following bar chart shows how the investment results of the Class 4 shares of the fund have varied from year to year, and the following table shows how the fund's average annual total returns for various periods compare with a broad measure of securities market results. This information provides some indication of the risks of investing in the fund. Past investment results (before and after taxes) are not predictive of future investment results. Figures shown reflect fees and expenses associated with an investment in the fund, but do not reflect insurance contract fees and expenses. If insurance contract fees and expenses were included, results would have been lower. Updated information on the fund's investment results can be obtained by visiting capitalgroup.com/afis.



Average annual total returns For the periods ended December 31, 2022:

Investment objectives, strategies and risks

International Growth and Income Fund The fund's investment objective is to provide you with long-term growth of capital while providing current income. While it has no present intention to do so, the fund's board may change the fund's investment objective without shareholder approval upon 60 days' written notice to shareholders. The fund pursues this objective by investing primarily in stocks of larger, well-established companies domiciled outside the United States, including in developing countries, that the investment adviser believes have the potential for growth and/or to pay dividends.

The following describes certain strategies that the investment adviser uses in pursuit of the fund's objective and the corresponding risks:

The fund is designed for investors seeking both capital appreciation and income. In pursuing its objective, the fund focuses on stocks of companies with strong earnings that pay dividends. The investment adviser believes that these stocks may be more resistant to market declines than stocks of companies that do not pay dividends.

The fund currently intends to invest at least 90% of its assets in securities of issuers domiciled outside the United States whose securities are listed primarily on exchanges outside the United States, cash, cash equivalents (including shares of money market or similar funds managed by the investment adviser or its affiliates) and securities held as collateral issued by U.S. issuers. The fund may also invest in securities of issuers domiciled outside the United States in the form of depositary receipts or other instruments by which the fund may obtain exposure to equity investments in local markets. The fund therefore expects to be invested in numerous countries outside the United States.

The fund may also hold cash or cash equivalents, including commercial paper and short-term securities issued by the U.S. government, its agencies and instrumentalities. The percentage of the fund invested in such holdings varies and depends on various factors, including market conditions and purchases and redemptions of fund shares. The investment adviser may determine that it is appropriate to


changes in government regulations affecting the issuer or its competitive environment and strategic initiatives such as mergers, acquisitions or dispositions and the market response to any such initiatives.

default. Additionally, the fund may lose money from the reinvestment of collateral received on loaned securities in investments that decline in value, default or do not perform as expected.

Cybersecurity breaches – The fund may be subject to operational and information security risks through breaches in cybersecurity. Cybersecurity breaches can result from deliberate attacks or unintentional events, including “ransomware” attacks, the injection of computer viruses or malicious software code, the use of vulnerabilities in code to gain unauthorized access to digital information systems, networks or devices, or external attacks such as denial-of-service attacks on the investment adviser’s or an affiliate’s website that could render the fund’s network services unavailable to intended end-users. These breaches may, among other things, lead to the unauthorized release of confidential information, misuse of the fund’s assets or sensitive information, the disruption of the fund’s operati

The primary individual portfolio managers for each of the funds are:

Portfolio manager for the Series/Title (if applicable)	Primary title with investment adviser (or affiliate) and investment experience	Portfolio manager's role in management of, and experience in, the fund(s)
Donald D. O'Neal Co-President and Trustee	Partner - Capital International Investors Investment professional for 38 years, all with Capital Research and Management Company or affiliate	Serves as an equity portfolio manager for: Growth-Income Fund – 18 years
Alan N. Berro Co-President	Partner - Capital World Investors Investment professional for 37 years in total; 32 years with Capital Research and Management Company or affiliate	Serves as an equity portfolio manager for: Washington Mutual Investors Fund – 6 years Asset Allocation Fund – 23 years



Portfolio manager for the Series/Title (if applicable)	Primary title with investment adviser (or affiliate) and investment experience	Portfolio manager's role in management of, and experience in, the fund(s)
Tom Chow	Partner – Capital Fixed Income Investors Investment professional for 34 years in total; 8 years with Capital Research and Management Company or affiliate	Serves as a fixed income portfolio manager for: American High-Income Trust– 8 years
Michael Cohen	Partner – Capital World Investors Investment professional for 32 years in total; 23 years with Capital Research and Management Company or affiliate	Serves as an equity portfolio manager for: Capital World Growth and Income Fund – 5 years International Growth and Income Fund – 1 year

Portfolio manager for the
Series/Title (if applicable)

Primary title with investment adviser (or affiliate)

Portfolio manager for the Series/Title (if applicable)	Primary title with investment adviser (or affiliate) and investment experience	Portfolio manager's role in management of, and experience in, the fund(s)
[REDACTED]	Partner – Capital Fixed Income Investors Investment professional for 28 years, all with Capital Research and Management Company or affiliate	Serves as a fixed income portfolio manager for: New World Fund – 3 years (plus 9 years of prior experience as an investment analyst for the fund)
Eric H. Stern	Partner – Capital International Investors Investment professional for 26 years, all with Capital Research and Management Company or affiliate	Serves as an equity portfolio manager for: Washington Mutual Investors Fund – 2 years
Andrew B. Suzman	Partner – Capital World Investors Investment professional for 30 years, all with Capital Research and Management Company or affiliate	Serves as an equity portfolio manager for: International Growth and Income Fund – 1 year
[REDACTED]	Partner – Capital World Investors Investment professional for 25 years in total; 19 years with Capital Research and Management Company or affiliate	[REDACTED]
Lisa Thompson	Partner – Capital International Investors	[REDACTED]

Purchases and redemptions of shares Shares of the Series are currently offered only to insurance company separate accounts as well as so-called “feeder funds” under master-feeder arrangements sponsored by insurance companies as underlying investments for such insurance companies’ variable annuity contracts and variable life insurance policies. All such shares may be purchased or redeemed by the insurance company separate accounts (or feeder funds) at net asset value without any sales or redemption charges. These purchases and

Frequent trading of fund shares The Series and American Funds Distributors, Inc., the Series' distributor, reserve the right to reject any purchase order for any reason. The funds are not designed to serve as vehicles for frequent trading. Frequent trading of fund shares may lead to increased costs to the funds and less efficient management of the funds' portfolios, potentially resulting in dilution of the value of the shares held by long-term shareholders. Accordingly, purchases, including those that are part of exchange activity, that the Series or American Funds Distributors has determined could involve actual or potential harm to a fund may be rejected.

The Series, through its transfer agent, American Funds Service Company, has agreements with the Series' insurance relationships to maintain its surveillance procedures that are designed to detect frequent trading in fund shares. The agreements generally require the insurance companies to (i) provide, upon request from a fund, the Series or their agent, certain identifying and account information regarding contract owners who invest in fund shares through an insurance company account and (ii) execute instructions from a fund, the Series or their agent to restrict further purchases or exchanges of fund shares by a contract owner who the Series has identified as having engaged in potentially harmful market timing or frequent trading. Under these procedures, various analytics are used to evaluate factors that may be indicative of frequent trading. For example, transactions in fund shares that exceed certain monetary thresholds may be scrutinized. American Funds Service Company may work with the insurance company separate accounts or feeder funds to apply their procedures that American Funds Service Company believes are reasonably designed to enforce the frequent trading policies of the Series. You should refer to disclosures provided by the insurance company with which you have a contract to determine the specific trading restrictions that apply to you.

Under the Series' frequent trading policy, certain trading activity will not be treated as frequent trading, such as:

- retirement plan contributions, loans and distributions (including hardship withdrawals) identified as such on the retirement plan recordkeeper's system;
- purchase transactions involving in-kind transfers of fund shares, if the entity maintaining the contract owner's account is able to identify the transaction as one of these types of transactions; and
- systematic redemptions and purchases if the entity maintaining the contract owner's account is able to identify the transaction as a systematic redemption or purchase.

Generally, purchases and redemptions will not be considered "systematic" unless the transaction is prescheduled for a specific date.

American Funds Service Company will monitor for other types of activity that could potentially be harmful to the Series - for example short-term trading activity in multiple funds. If American Funds Service Company identifies any activity that may constitute frequent trading, it reserves the right to contact the insurance company separate account o 0 0 8.52782m'16.8(y)13.7(t.1(c)113(o)11o)10(n)13(t 4)0(m)15.3

Other compensation to dealers American Funds Distributors, at its expense, provides additional compensation to insurance companies. These payments may be made, at the discretion of American Funds Distributors, to insurance companies (or their affiliates) that have sold shares of the funds of the American Funds Insurance Series and American Funds as the exclusive underlying investments to their variable contracts. A number of factors will be considered in determining payments, including the sales, assets, and the quality of the company's relationship with American Funds Distributors. The payment will be determined using a formula applied consistently to insurance companies based on the relevant facts and circumstances. The level of payments made to a qualifying firm in any given year will vary and (excluding payments for meetings as described below) will represent the sum of (a) up to .14% of the current year's American Funds Insurance Series new deposits in the contracts, (b) up to .07% of the current and previous year's American Funds Insurance Series new deposits in the contracts, and (c) up to .0084% of American Funds Insurance Series assets attributable to the contracts, with an adjustment made for the quality of the company's relationship with American Funds Distributors. Aggregate payments made by American Funds Distributors to insurance companies may also change from year to year. Only assets and deposits in variable annuity contracts that offer exclusively shares of the American Funds Insurance Series and American Funds are included in the formula. Further, assets for which the insurance company, or an affiliated broker-dealer, acts as an ERISA investment fiduciary are generally excluded from the formula.

Fund expenses In periods of market volatility, assets of the funds may decline significantly, causing total annual fund operating expenses (as a percentage of the value of your investment) to become higher than the numbers shown in the Annual Fund Operating Expenses tables in this prospectus.

The "Other expenses" items in the Annual Fund Operating Expenses tables in this prospectus are based on expenses as of each fund's most recently completed fiscal year. These items include third-party expenses, such as custodial, legal, audit, accounting, regulatory reporting and pricing vendor services, and an administrative services fee payable to the Series' investment adviser for administrative services provided by the Series' investment adviser and its affiliates. In addition, the "Other expenses" items for Class 4 shares include fees

Financial highlights

		(Loss) income from investment operations ¹	Dividends and distributions	
	Net asset value, beginning of year	Net investment income (loss)	Net (losses) gains on securities (both realized and	
Year ended		(.8525)	(.059)	8.52


Year ended	Net asset value, beginning of year	(Loss) income from investment operations ¹			Dividends and distributions			Net asset value, end of year	Total return	Net assets, end of year (in millions)	Ratio of expenses to average net assets ³	Ratio of net income to average net assets
		Net investment income	Net (losses) gains on securities (both realized and unrealized)	Total from investment operations	Dividends (from net investment income)	Distributions (from capital gains)	Total dividends and distributions					
International Fund												
Class 1:												
12/31/2022	\$22.70	\$.34	\$(4.79)	\$(4.45)	\$(.34)	\$(2.60)	\$(2.94)	\$15.31	(20.57)%	\$3,157	.54 %	1.95 %
12/31/2021	23.64	.38	(.67)	(.29)	(.65)	–	(.65)	22.70	(1.23)	4,747	.55	1.57
12/31/2020	20.86	.14	2.82	2.96	(.18)	–	(.18)	23.64	14.28	5,652	.55	.71
12/31/2019	17.66	.30	3.74	4.04	(.34)	(.50)	(.84)	20.86	23.21	5,353	.54	1.54
12/31/2018	21.71	.34	(2.97)	(2.63)	(.40)	(1.02)	(1.42)	17.66	(12.94)	4,811	.53	1.62
Class 1A:												
12/31/2022	22.61	.30	(4.78)	(4.48)	(.30)	(2.60)	(2.90)	15.23	(20.80)	10	.79	1.73
12/31/2021	23.55	.33	(.67)	(.34)	(.60)	–	(.60)	22.61	(1.47)	12	.80	1.39
12/31/2020	20.80	.08	2.81	2.89	(.14)	–	(.14)	23.55	13.96	10	.80	.43
12/31/2019	17.62	.25	3.72	3.97	(.29)	(.50)	(.79)	20.80	22.90	7	.79	1.27
12/31/2018	21.67	.27	(2.93)	(2.66)	(.37)	(1.02)	(1.39)	17.62	(13.11)	5	.78	1.32
Class 2:												
12/31/2022	22.60	.29	(4.76)	(4.47)	(.30)	(2.60)	(2.90)	15.23	(20.79)	3,164	.79	1.71
12/31/2021	23.54	.33	(.68)	(.35)	(.59)	–	(.59)	22.60	(1.49)	4,190	.80	1.35
12/31/2020	20.78	.09	2.80	2.89	(.13)	–	(.13)	23.54	13.97	4,481	.80	.46
12/31/2019	17.60	.25	3.72	3.97	(.29)	(.50)	(.79)	20.78	22.88	4,311	.79	1.29
12/31/2018	21.63	.29	(2.95)	(2.66)	(.35)	(1.02)	(1.37)	17.60	(13.13)	3,875	.78	1.40
Class 3:												
12/31/2022	22.76	.31	(4.81)	(4.50)	(.31)	(2.60)	(2.91)	15.35	(20.76)	16	.72	1.78
12/31/2021	23.69	.34	(.67)	(.33)	(.60)	–	(.60)	22.76	(1.39)	21	.73	1.41
12/31/2020	20.92	.10	2.81	2.91	(.14)	–	(.14)	23.69	14.00	25	.73	.53
12/31/2019	17.70	.27	3.75	4.02	(.30)	(.50)	(.80)	20.92	23.05	25	.72	1.37
12/31/2018	21.75	.31	(2.98)	(2.67)	(.36)	(1.02)	(1.38)	17.70	(13.10)	24	.71	1.48
Class 4:												
12/31/2022	22.31	.25	(4.71)	(4.46)	(.26)	(2.60)	(2.86)	14.99	(21.02)	373	1.04	1.47
12/31/2021	23.25	.27	(.67)	(.40)	(.54)	–	(.54)	22.31	(1.71)	459	1.05	1.13
12/31/2020	20.54	.04	2.76	2.80	(.09)	–	(.09)	23.25	13.66	423	1.05	.21
12/31/2019	17.40	.20	3.69	3.89	(.25)	(.50)	(.75)	20.54	22.67	379	1.04	1.03
12/31/2018	21.42	.23	(2.93)	(2.70)	(.30)	(1.02)	(1.32)	17.40	(13.41)	295	1.03	1.13

Year ended	Net asset value, beginning of year	(Loss) income from investment operations ¹			Dividends and distributions			Net asset value, end of year	Total return ²	Net assets, end of year (in millions)	Ratio of expenses to average net assets before waivers ³	Ratio of expenses to average net assets after waivers ^{2,3}	Ratio of net income to average net assets ²
		Net investment income	Net (losses) gains on securities (both realized and unrealized)	Total from investment operations	Dividends (from net investment income)	Distributions (from capital gains)	Total dividends and distributions						
New World Fund													
Class 1:													
12/31/2022	\$31.83												

08 1 191 299.729352 8545.2599 2

Year ended	Net asset value, beginning of year	(Loss) income from investment operations ¹			Dividends and distributions			Net asset value, end of year	Total return ²	Net assets,
		Net investment	Net (losses) gains on securities (both realized and unrealized)	Total from investment operations	Dividends (from net investment income)	Distributions (from capital gains)	Total dividends and distributions			

Year ended	Net asset value, beginning of year	(Loss) income from investment operations ¹ Net (losses) Net investment income	Dividends and distributions	
------------	------------------------------------	--	-----------------------------	--



Income (loss) from
investment operations¹

Dividends and distributions

Other fund information Shares of the Series are currently offered to insurance company separate accounts funding both variable annuity contracts and variable life insurance policies. Interests of various contract owners participating in the Series may be in conflict. The board of trustees of the